

Sri – Om  
**VEDIC MATHEMATICS AWARENESS YEAR**

E-Newsletter Issue no 20 dated 29-10-2014

*'Credit goes to Swami Bharti Krishna Tirtha Ji Maharaj to focus the attention of present generation about the values of Ganita Sutras (mental Mathematics Sutras)'*

*All are invited to join Awareness program*

*All are warmly invited to join the awareness program of Vedic Mathematics. All teachers, parents and students are invited to Learn and Teach Vedic Mathematics for proper intelligence growth at School.*

Dr. S. K. Kapoor  
Sh. Rakesh Bhatia  
Sh. Bhim Sein Khanna  
Sh. Deepak Girdhar  
- Organizers

## ISSUE NO 20

	Page
1. Intelligence growth To intensify the intelligence growth	1-3
2. Ganita Sutra – 16	3-4
3. Vedic Mathematics awareness Lecture – 4 Sakala Rigved Samhita and Charak Ayurved Samhita	5-9

For previous issues and further more information visit at  
[www.vedicganita.org](http://www.vedicganita.org)

## Intelligence Growth Fourth phase

### To intensify the intelligence growth

1. Here we reach last step of fourth phase of steps of intelligence growth along the formats of Ganita Sutras 1 to 16.
2. It may be recapitulated that the format and values of Ganita Sutras 1 to 15 have been availed uptill this phase and stage of steps for intelligence growth.
3. It may further be recapitulated that in the previous steps the format and values of Ganita Sutra 15 have been availed.
4. Ganita Sutra 15 text avails the basic formulation 'गुण'.
5. Ganita Sutra 16 text avails this formulation.
6. Ganita Sutra 15 text avails the formulation 'गुणित' while Ganita Sutra 16 avails the formulation 'गुणक'.
7. The format and values of Ganita Sutra 15 are the chase of virtue of affine status of the constituent of wholeness by reaching at wholeness being dreft of features (गुणा).

8. The present text of Ganita Sutra 16 avails the formulation 'गुणक' which as such leads to formatting of features 'गुणा' within and as the set up of the first varga consonant 'क'.
9. The format values and features of letter 'क' are of the order of 'क ब्रह्मा' Ka Brahma and 'क शिव्' Ka Shiv

### **'क ब्रह्मा' Ka Brahma and 'क शिव्' Ka Shiv**

10. 'क ब्रह्मा' Ka Brahma is of the format, values and virtues of Lord Brahma, the presiding deity of real 4-space which is of a spatial order.
11. 'क शिव्' Ka Shiv is of the format, values and virtues of Lord Shiv, the presiding deity of real 5-space which is of a solid order.
12. As such one may have a pause here and young minds be very gently exposed to this compactified states of manifested creations permitting transcendence therefrom from creator's space (4-space) to transcendental (5-space) space.
13. With it one shall further have a pause here and very gently expose them to this format of creations having transcendental base and making it of values and virtues of transcendence permissibility from spatial order creation format of 4-space to solid order transcendence range of the transcendental domains base of creation.
14. One may further have a pause here and permit the transcending mind to continuously remain in prolonged sitting of deep trans and to see that this reach from 4-space to 5-space, as such shall be leading us ahead to 6-space.
15. It is the achievement.
16. It is the attainment of the perfection of intelligence parallel to the format of organization of Ganita Sutras 1 to 16.
17. The above sequential order of reach from 4-space to 5-space and ahead from 5-space to 6-space shall be leading us back to the working rule of Ganita Sutra 1 'one more than before'.
18. With it the whole system becomes cyclic.
19. The original initiation as artifices of numbers now takes us to the dimensional frames / dimensionalised spaces.
20. It is in this way that the intelligence field starts intensifying itself.
21. This being so the sequential chase again from Ganita Sutra 1 to Ganita Sutra 16 shall now giving us a reach for the dimensional based.
22. Here at this second round, Ganita Sutras shall be approached simultaneously along with Upsutras.

23. Here it would be relevant to note that Ganita Upsutra 1 is of the format and values of symmetry / proportionality / of form as it is and it shall be adding to our intensity of understanding and insight of first round reach in terms of artifices of numbers (Sankhiya Nishtha) and second round of reach in terms of dimensional spaces (Yoga Nishtha).
24. With it parents and teachers shall discharge their solemn responsibility for helping their children and students to have proper growth of their intelligence and intelligence field to be fulfilled with transcendental values of consciousness states.

## Ganita Sutra 16

गुणकसमुच्चयः ।

All the Multipliers

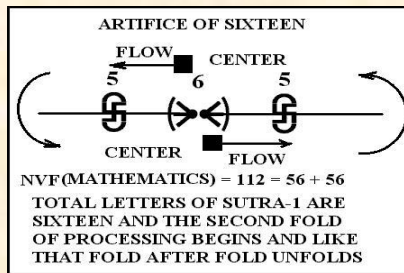
- i. Read the text of the Sutra.
- ii. Pronounce the text Loudly.
- iii. Sequentially tabulate the letters of the text.

1	2	3	4	5	6	7	8
ग्	उ	प्	अ	क्	अ	स्	अ
9	10	11	12	13	14	15	16
म्	ड	च्	च्	अ	य्	अ	:

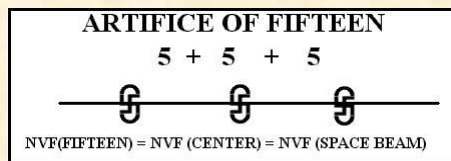
- iv. Chase the different words formed by sequential combinations of letters, as,

Letters					
1	2	3	4		
ग्	उ	प्	अ		
Word गुण (properties/ powers/ features/multipliers/)					
Letters					
1	2	3	4	5	6
ग्	उ	प्	अ	क्	ट
Word गुणक् (all the multipliers )					
Letters			Word		
7		8	9		
स्		अ	म्	सम् (equal)	
Letters			Word		
10		11			
उ		च्		उच् (upward)	
Letters					Word
12	13	14	15	16	
च्		अ	य्	अ	:
चयः (consolidation)					

**TRANSCENDENTAL BLISS OF THE ATTAINMENT  
FLOW FROM ORB OF SUN INTO THE SPACE**



**TRANSCENDENTAL FORMAT FOR SPACE**



v.Reach at the working rule of Sutra.

‘The upward consolidation of powers of multipliers’

\*

**29-10-2014**

Dr. S. K. Kapoor, *(Ved Ratan)*

Vedic Mathematics Awareness

To Satisfy Urge to reach at Vedic Systems

Dr. S. K. Kapoor (Ved Ratan)

Lecture - 4

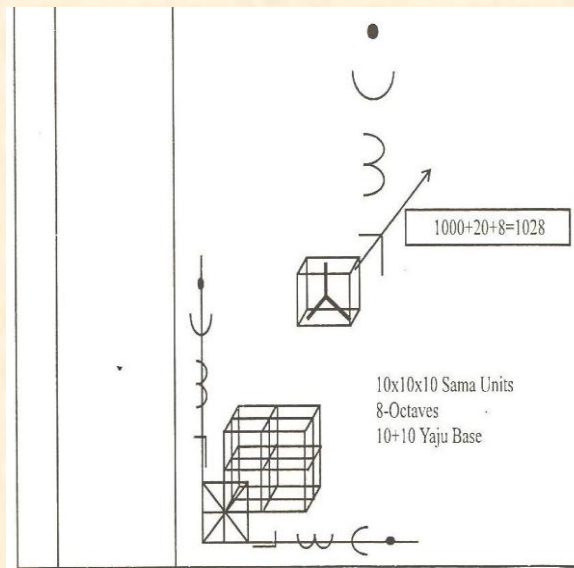
Sakala Rigved Samhita and Charak Ayurved Samhita

1. Organization and knowledge of Sakala Rigved Samhita is parallel to the constitution of the solar universe.
2. The organization format and knowledge of Charak Ayurved Samhita is parallel to the Existence Phenomenon within human frame.
3. Vedic Systems successfully approach the organization formats of this pair of Samhitas successfully in terms of Sathapathya measuring rod.
4. The Shad Chakra format of human frame and five basic elements (Panch Mahabhut) together with Sun have a parallel reach.
5. The outline of the chase of broad features of Rigved Samhita can be had with the help of following figurative expressions.

Rig Ved	
Structural Frame	Vedic Mathematical Basis
432000 Aksharas	
10 Mandalas	
8 Aksharas	

Rig Ved																											
Structural Frame	Vedic Mathematical Basis																										
64 Adityas	<p style="text-align: right;"><math>8 \times 8 = 64</math></p>																										
85 Anuvaks	<table border="1" style="width: 100%; text-align: center;"> <tr> <td>1</td><td>1</td><td>8</td><td>85</td></tr> <tr> <td>2</td><td>2</td><td>7</td><td>8</td></tr> <tr> <td>3</td><td>3</td><td>6</td><td></td></tr> <tr> <td>4</td><td>4</td><td>5</td><td></td></tr> <tr> <td>5</td><td></td><td></td><td></td></tr> </table> <table border="1" style="width: 100%; text-align: center;"> <tr> <td>Anuvaks</td><td>85</td></tr> <tr> <td>Upsargas</td><td>22</td></tr> <tr> <td>Yoga</td><td>107</td></tr> </table> <p style="text-align: center;">107 → 108 → 109</p>	1	1	8	85	2	2	7	8	3	3	6		4	4	5		5				Anuvaks	85	Upsargas	22	Yoga	107
1	1	8	85																								
2	2	7	8																								
3	3	6																									
4	4	5																									
5																											
Anuvaks	85																										
Upsargas	22																										
Yoga	107																										

Rig Ved		
Sr. No.	Structural Frame	Vedic Mathematical Basis
6.	1028 Suktas	<p style="text-align: right;"><math>10 \times 10 \times 10 + 7 \times 4 = 1028</math></p>



Rig Ved .			
Sr. No.	Structural Frame	Vedic Mathematical Basis	
7.	2024 Vargas	Sutras	Vargas
		10x10x10=1000	1000+1000
		1000+1000+8x3	

6x4 = 24

24+2000

Rig Ved								
Sr. No.	Structural Frame	Vedic Mathematical Basis						
8.	Mandala-1 Anuvakas: 24 Suktas: 191 Richas: 1976	Mandala						
		Anuvaka						
		Suktas						
		<table border="1"> <thead> <tr> <th>Step 1</th> <th>Step 2</th> <th>Step 3</th> </tr> </thead> <tbody> <tr> <td> </td> <td> </td> <td> </td> </tr> </tbody> </table>	Step 1	Step 2	Step 3			
Step 1	Step 2	Step 3						
		Richas						



